

How to

---

# Get parental responsibility without a lawyer

---

## About this guide

This guide is for you if you are a parent or step-parent and want to know more about parental responsibility – what it is and how you get it. It explains how to make a parental responsibility agreement and how to apply for a parental responsibility order.

It is also for people supporting litigants in person, for example Support Through Court volunteers, CAB volunteers, housing support workers, and advice workers as well as relatives and friends.

This guide doesn't explain how to apply for a court order which deals with things like who your child will live with and when they will see their other parent. This kind of order is called a child arrangements order. Courts can and sometimes must make a parental responsibility order if you get a child arrangements order. You can find detailed information about how to apply for a child arrangements order in our guide called [How to apply for a child arrangements order](#).

This guide also doesn't deal with applying for a parental responsibility order prior to adoption abroad.

This guide is for you if you will be applying for a parental responsibility order yourself, without the help of a lawyer. If you represent yourself in any court proceedings without the help of a solicitor or barrister, then you will be called a 'litigant in person'. You may also hear people talk about 'self-representing'. This means the same.

We talk about the court 'doing' things in this guide. For example, the court may 'send' out a form, 'make' a decision or 'think' about something. You may be more used to thinking of the court as a place, a building. But 'the court' is often used as shorthand to mean the people working in the court, whether they are a judge, a magistrate or court staff. This is similar to how we might talk about schools or hospitals. For example, the hospital 'made' me an appointment or the school 'sent' me a letter.



## How to use the links in this guide

If you are reading a digital version of this guide you can simply click on the links in the text to get to other useful websites. These links are underlined and coloured light blue.

If you are reading a printed version of the guide, we tell you which words you need to search for online so that the website should be the first one to come up in the list of results. If the link is just to a name of an organisation for example, the 'Family Mediation Council' you just need to use the name to search online.

## Contents

<b>Parental responsibility – what is it and why is it important?</b>	<b>4</b>
<b>Working out if you have parental responsibility</b>	<b>6</b>
<b>How to make a parental responsibility agreement</b>	<b>9</b>
<b>How to apply for a parental responsibility order</b>	<b>10</b>
<b>Who you need to tell about your application</b>	<b>18</b>
<b>How to respond to an application for a parental responsibility order</b>	<b>19</b>
<b>The first hearing (the First Hearing Dispute Resolution Appointment)</b>	<b>21</b>
<b>Dispute Resolution Appointment</b>	<b>25</b>
<b>The final hearing</b>	<b>26</b>
<b>The process in pictures</b>	<b>30</b>
<b>More help and advice</b>	<b>35</b>
<b>What does it mean?</b>	<b>38</b>

# Parental responsibility – what is it and why is it important?

## What is it?

Parental responsibility is how the law describes the responsibilities and rights that go with being a parent. If you have parental responsibility for a child, you must care for and protect that child and the law entitles you to be involved in making decisions about them.

## Why is it important?

Having parental responsibility will put your relationship with your child or step-child on an official footing. Your position will be recognised by schools, hospitals, local authorities and everyone else. This may make both the child and you feel a bit more secure.

Depending on whether you are the only person with parental responsibility or share the responsibility with others, you can make or be involved in decisions about the child's future. This includes things like choosing the child's names, the religion they will be brought up in and what schools they'll go to.

It also means your child's school should keep you informed about how they are doing at school, send you school reports and generally keep you in the loop, for example, about parents evenings, sports days, and other events.

It means you'll be able to do things like:

- consent to medical treatment for them,
- apply for a passport for them,
- consent to their marriage if they want to marry before they're 18, and,
- look after any property they are entitled to until their 18th birthday.



But there are limits to the extent of your involvement if the child doesn't live with you. Just because you have parental responsibility, doesn't mean you can interfere with the child's day to day living arrangements, for example, by trying to control what they have for lunch.

A parent who has parental responsibility can ask somebody else to use that responsibility on their behalf. So, for example, if you leave your child with their granny for a week while you are working you could give granny a letter confirming that she can use your parental responsibility while you are away. Granny could show that letter to your child's school or a hospital to prove that she has 'delegated' parental responsibility and the school or hospital should respect it. Equally a mum can delegate parental responsibility to a dad who does not have it. So it is not always necessary for a dad to have a parental responsibility agreement or order to be able to use parental responsibility if needed.

## “Dan’s story

I was nineteen when we first started going out. We soon moved in together and, after a while, had two children. We never really thought to get married.



After fourteen years, it all fell apart.

It was such shock when we finally split up – neither of us handled it well. My ex started using the kids to get her own way. She wanted more child support, but I couldn’t afford it, so she stopped me seeing them. It turned out that I didn’t have parental responsibility for either of them. For a while, it didn’t seem to matter. But when my daughter became ill, I wasn’t able to consent to her having an operation – the hospital had to get that from my ex.

I wish I’d known about parental responsibility when we were still together. I could have sorted out parental responsibility agreements or re-registered their births to add my details and naming me as the dad. Since the split, that’s not been an option – my ex is not about to make things easy for me. My only alternative now is to go to court. The difficulty with that is that we’ve just managed to agree when I see the children and I don’t really want to rock the boat.

”

# Working out if you have parental responsibility

Have I already got parental responsibility and if not how do I get it?

Not all parents are treated the same and not all parents have 'parental responsibility'.

## Mums

If you are a birth mother you immediately and automatically have parental responsibility when you give birth to your child.

## Unmarried dads

If your child's birth was registered on or after 1 December 2003 and you are named on the birth certificate as their dad, you automatically have parental responsibility.

If you are not named on the birth certificate then you don't have parental responsibility. But as the biological father, you can get it by:

- marrying your child's biological mother, or
- re-registering your child's birth to add your details naming you as the dad, or
- making a parental responsibility agreement with your child's mum, or
- applying successfully for a parental responsibility order (if your child's mum will not agree to any of the above), or
- being appointed the child's guardian if the mother dies, or



- getting a child arrangements order that says your child will live with you. In these circumstances the court must make a separate parental responsibility order which can only be ended by another court order. (The situation is different if you get a child arrangements order that just says your child will spend time with you and not that your child will live with you. In these circumstances the court may make a parental responsibility order but it doesn't have to.)

An order giving you parental responsibility does not automatically result in a change to your child's birth registration. If you want that to happen (and your ex still won't re-register the birth with you, naming you as the dad) you will have to ask the court for another order called a declaration of parentage. This is a formal statement by the court that you are the child's father. You apply for declaration of parentage using Form C63, which you can find on the GOV.UK website by searching '[Form C63](#)' online.

If you get this declaration, the court must tell the General Registrar Office. Then, the Register General will decide if the birth should be re-registered. You won't receive a new registration. Instead the original document will have a note added to it to recognise the declaration of parentage.



## Married dads

If you are married to your child's mum, you automatically have parental responsibility. This is the case whether you got married before or after your child was born. And you keep parental responsibility even if you get divorced. Only a court can decide that you should lose it.

## Second female parents

'Second female parent' is a legal term that means something very specific. As the female partner of a mother, you are a 'second female parent' if:

- your partner had a child through a fertility clinic in the UK, licensed by the Human Fertilisation and Embryology Authority, **and**
- you and the child's mother both agreed to you being treated as a parent before conception took place, **and**
- your partner's child was conceived on or after 6th April 2009.

Being a second female parent does not automatically give you parental responsibility.

If you are a second female parent and were in a civil partnership or married to your child's mother when the child was born, then you automatically have parental responsibility.

If you are a second female parent but weren't in a civil partnership or married to your child's mother when the child was born, you can get parental responsibility in all the ways available to an unmarried dad.

## Step-parents

As a step-parent there are no circumstances in which you have parental responsibility automatically. So marriage or civil partnership to one of the child's parents does not automatically give you parental responsibility.

Married step-parents (in both opposite sex and same-sex couples) and step parents in a civil partnership can get parental responsibility by:

- making a parental responsibility agreement with the parent or parents who already have parental responsibility, or
- applying to the court for a parental responsibility order.

If your partner has children and you would like parental responsibility for them but you are not married or in a civil partnership, the only way to do this is to adopt your partner's children.



It is possible for more than two people to have parental responsibility for the same child at the same time. This can happen, for example, where parents divorce, one parent remarries and the two parents with parental responsibility make a parental responsibility agreement with the step-parent.

If you still aren't sure whether you have parental responsibility or not, you may need to get legal advice about your position: see [More help and advice](#).

Have I already got parental responsibility and if not how do I get it?

Have I already got parental responsibility and if not how do I get it?

**I don't have parental responsibility for my daughter – her mother won't let me have much to do with her at all – so how come I have to pay child support? Richard**

Parental responsibility and child support are separate issues. All parents have a duty to support their biological children financially if they have the means, whether or not they have parental responsibility or spend any time with them.

But, if you want to have more contact with your daughter and her mother is stopping you, you should think about asking the court for a child arrangements order. We explain how to do this in our guide [How to apply for a child arrangements order](#).

If the court makes a child arrangements order setting out when and how often you and your daughter can spend time together, it can also make a parental responsibility order. If you get parental responsibility this way, you will keep it for as long as the child arrangements order lasts.



**My partner has a daughter from a previous relationship. We've been together ever since she was a toddler so I think of her as my own but I don't know where I stand legally. Would I be recognised as her mother if me and her Dad got married?**

**Megan**

To get the rights and responsibilities associated with being a parent, you would need to have parental responsibility for your partner's daughter. You won't get parental responsibility just by marrying your partner. But if you do marry them, you could then make a Step-parent Parental Responsibility Agreement with your partner and the child's mother. Then all three of you would have parental responsibility for the child.

If the child's mum won't agree to do this, once married you could apply to the court for a parental responsibility order.

Another option would be for you to adopt her. Legally this would make her your daughter in all respects.

For further information about adoption, search online for '[Adoption - a guide for family court users](#)'.





# How to make a parental responsibility agreement

Unmarried dads, married step parents, step parents in a civil partnership and second female parents are the only people who have the option of making a parental responsibility agreement.

**1** Start by finding the correct form for your situation. Click on the link below or search the name of the form online and go to the GOV.UK link:

- Dads need form [C\(PRA1\)](#).
- Step parents need form [C\(PRA2\)](#).
- Second female parents need form [C\(PRA3\)](#).

**2** The instructions about filling in the form are on the back – follow these carefully.

**3** Take the completed but unsigned form to your local family court or the Central Family Court during court office opening hours.

Arrange to do this at a time when everyone making the agreement can also be there so you can sign it at the same time. You can find the contact details and opening times of all courts by searching '[Find a court or tribunal](#)' online.

**4** Make sure that you take the documents you need with you.

These are listed in the notes on the back of the form. If you can't find the child's birth certificate, you will need to get a replacement Search '[Order a copy of a birth, death or marriage certificate](#)' online.

**5** When the declaration and the Certificate of witness have been signed, make enough copies so that each parent can have their own copy.

You don't need to copy the notes on the back.

**6** Take or send the original parental responsibility agreement and the copies to:

The Central Family Court,  
First Avenue House,  
42–49 High Holborn,  
London WC1V 6NP

The court will make a record of the parental responsibility agreement and keep the original form. They will stamp and send the copies back – one to each parent who has signed the agreement at the address given for them on the form. When you get your stamped copy, you will know that the parental responsibility agreement is now official. Keep it somewhere safe as you may need it in the future.

How to make a parental responsibility agreement

# How to apply for a parental responsibility order

If your child's mum or step-child's other parent won't make a parental responsibility agreement you may need to apply for a parental responsibility order. Here we explain who can apply for this kind of court order, how you apply, what forms you must fill in and what happens next.

How to apply for a parental responsibility order

## Who can apply?

You can apply for a parental responsibility order if you do not already have parental responsibility and you are:

- the child's dad, or
- a second female parent, or
- not the child's parent but are married to or the civil partner of one of the child's parents – but only if your husband, wife or civil partner has parental responsibility for the child.

If you are the person asking for a parental responsibility order, you are called the 'applicant'. If you are the person getting the application, you are called the 'respondent'. For more information about respondents, see [pages 18 and 19](#).

## Mediation Information and Assessment Meeting (MIAM)

You must attend a Mediation Information and Assessment Meeting (MIAM) before you can apply to the court for a parental responsibility order – unless you fall into the limited circumstances that mean you don't have to do this. (For more information, see **Circumstances when you don't have to attend a MIAM** on [page 12](#).)

The purpose of this meeting is to:

- explore whether you really have to go to court or whether you might be able to come to an agreement, and
- assess whether mediation is a safe way for you and the other parent to try and sort out your disagreement.

Mediation aims to help you communicate with one another now and in the future and to reduce any conflict between you. Trained mediators can help you talk to each other and find solutions, even when it is hard. They are there to help you both and can provide you with a safe and supportive environment where you can work out solutions together. The MIAM is to help you understand how mediation can help. You have to attend the MIAM meeting but you cannot be made to take part in mediation itself - it is voluntary.





How to  
apply for a  
parental  
responsibility  
order

## How a Mediation Information and Assessment Meeting works

The meeting will probably last about 40–45 minutes. The mediator:

- explains what family mediation and other forms of dispute resolution are and how they work,
- explains the benefits of mediation, other forms of dispute resolution, and the likely costs,
- answers any questions you have about your situation and how mediation might work for you,
- assesses whether you are eligible for legal aid for mediation or will have to pay for it,
- assesses whether mediation or other form of dispute resolution is suitable in your case, and
- completes part of form [FM1](#) if you want to make a court application. (Form FM1 is one of the forms you must complete as part of your application for a parental responsibility order.

You can find it by searching 'Form [FM1](#)' online.

For more information about how these meetings work, take a look at [A survival guide to family mediation](#).

Once you have been to the Mediation Information and Assessment Meeting, you or the family mediator may decide there are reasons why mediation will not work. This may be because there has been domestic abuse in your relationship. It may be that either or both of you have a drug or alcohol problem or mental health problems. That problem or illness may mean that it isn't safe for mediation to take place.

## Circumstances when you don't have to attend a MIAM

There are some circumstances when you don't have to attend a Mediation Information and Assessment Meeting.

You ask the court to agree that you don't have to go to a MIAM. This is called 'claiming an exemption'. You can claim an exemption if,

- your application is urgent,
- there are allegations against or by you of domestic abuse,
- there are child protection concerns.

All the circumstances where you can ask the court to agree to you not going to a MIAM are listed in the FM1 form that you need to fill in when you apply for a parental responsibility order.

## How to arrange a Mediation Information and Assessment Meeting

You need to contact an authorised family mediator to set up a Mediation Information and Assessment Meeting. They will invite you to attend a MIAM either separately or together. You can find an authorised family mediator by searching on the [Family Mediation Council](https://www.familymediationcouncil.org.uk/) website.



## How much does it cost to go to a Mediation Information and Assessment Meeting?

Charges vary from service to service. When you phone a family mediator to arrange a Mediation Information and Assessment Meeting, ask about how much they charge and about legal aid. Some make no charge for the Mediation Information and Assessment Meeting itself but charge for completing the relevant section of form FM1 form.

Legal aid (help paying for legal advice) is available to pay for family mediation, depending on your financial circumstances. The mediation service can tell you whether or not you can get legal aid.

If either you or your ex is entitled to legal aid then the initial Mediation Information and Assessment Meeting, completing the relevant part of form FM1 and the first mediation session are free for both of you. After that, any further mediation sessions will only be free for the person who has legal aid. If you are the person who isn't eligible for legal aid, you will have to pay for any mediation sessions after the first one. You must take documents proving what your income is and what savings you have to the first meeting. The mediation service will explain what evidence they need to see in more detail, but if you are not clear what to take with you, don't hesitate to ring them and ask. Without this evidence you risk getting charged because the service won't be able to assess your eligibility for legal aid.

How to apply for a parental responsibility order

## How to apply for a parental responsibility order

You start your application for a parental responsibility order by following the steps in this check list:

- Download forms [C1](#) and [FM1](#) or get paper copies from your nearest court. Sometimes you may also need to complete form [C1A](#) and/or form C8.
- Read through the forms to find out what information they ask for – a large part of most form filling involves giving factual information.
- Collect any information you need, for example, a copy of a previous court order about the child, before you start filling in the forms. This will help make the job a bit easier.
- Answer all the questions that apply to you.
- Fill in your contact details and all the contact details you have for the other people who need to be told about your application. The court calls these people 'respondent(s)'.
- Sign and date the forms.
- Work out how many copies of the completed forms you need. You will need enough to provide one copy for the court, one copy for [Cafcass](#), and one for each respondent. You will also want to keep a copy for yourself. For more help on who the respondents are see the section called [Who you need to tell about your application](#) on [page 18](#).
- Make the required number of copies of the completed forms and any previous court orders about the child.
- Attach the correct fee or fill in the Help with fees form. For more on the costs involved go to the section called [How much will it cost?](#) on [page 16](#).

Send or take your application and other documents together with the correct number of copies to your nearest family court. To find your nearest family court, search for '[Find a court or tribunal](#)' online.



How to  
apply for a  
parental  
responsibility  
order



## Top tips!

- You can download and save the C1 form so that you can take your time filling it in or you can print it and fill it in by hand. If you don't have a computer or printer at home you can go to your local library for help.
- If you complete the C1 form by hand, do it in pencil first. It makes it easier to change or take things out.
- You don't need to use long words and legal language in what you write. The best thing is to keep it short and simple. Stick to what is relevant and try not to repeat yourself.
- If your case ends up in court and you are going to need an interpreter and/or you have a disability and need help or special facilities, for example, a loop or signer, make sure you tell the court in the relevant section of form C1. The court should then contact you to find out more about your specific needs.

If you believe the child(ren) has suffered or is at risk of suffering domestic abuse, violence or harm then you must complete another form. You can find this by searching '[C1A form](#)' online. The form is called 'Allegations of harm and domestic violence'. An allegation is a claim that someone has done something wrong. The form asks for details about the kind of abuse that the child(ren) has experienced and what happened.

Domestic violence or abuse means any abusive behaviour by one person towards another person, where those two people are in an intimate relationship or are relatives. The abuse can be:

- physical or sexual,
- violent or threatening behaviour,
- controlling or coercive behaviour,
- economic,
- psychological or emotional.

If you think you may be in an abusive relationship, take a look at the section called [More help and advice](#) for places to get support.





To find any of the forms or guidance listed here just click on the name of the form. If you are reading a printed version of the guide, use the name to search online and it will come up at the top of the search results.

[C1 form](#) - application form to apply for a parental responsibility order.

[FM1 form](#) - to tell the court about your Mediation Information and Assessment Meeting.

[C1A form](#) - to tell the court about any domestic abuse or harm to the child or you.

[C8 form](#) - to ask the court to keep your contact and address details private from the other people in the case.

You might find court guidance useful.

[CB1](#) - This is court guidance on what to expect if you apply to the family court and which orders you can apply for.

[CB7](#) - This is court guidance for separated parents involved in the family court.

## Rules about who you can communicate with about your case

There are rules about who you can communicate with about your case. Communication doesn't just mean talking to someone. It includes, for example:

- talking
- texting
- tweeting
- blogging
- messaging
- emailing
- posting information on a website or online forum
- posting information on Facebook – whatever your privacy settings
- via any other social media or online tool
- phoning
- publishing something in a newspaper, magazine or book
- writing and posting a letter.

The rules also mean that you can't ask someone else to do any of these things for you either. For more information about who you can communicate with about your case outside court, search online for '[Can I talk about my case outside court?](#)'

How to apply for a parental responsibility order



## How to apply for a parental responsibility order

### How much will it cost?

You usually have to pay a court fee when you apply for a parental responsibility order. The fee for this application is £215, but fees do change so you should check this is right when you apply by searching '[Fees in the civil and family courts - EX50](#)' online.

You can pay using cash, cheque, debit or credit card at a court building or by cheque if you send your application by post. The cheque needs to be payable to 'HMCTS'.

If you are on a low income or receiving certain benefits you may only have to pay some of the fee or you may not have to pay it at all. To find out more about this search for '[Get help with court fees](#)' online. This takes you to the GOV.UK page where you can either apply online or find the paper form you need.

Legal costs (often just referred to as 'costs') are what solicitors charge for the legal work they do. If you are not using a solicitor, your costs will be limited to any court fees and the cost of your own time and expenses like photocopying and travel. You should only have to pay your own costs (and not those of the respondent(s)) unless the court decides you have run your case unreasonably. That might include not doing what the court has ordered, failing to turn up for hearings, misleading the court or the respondent(s) or continuing to make unreasonable arguments.

### What happens next?

Once the court has your application, it checks that:

- you have filled in the forms correctly,
- you have attended a Mediation Information and Assessment Meeting (or that you are entitled to claim an exemption from attending), and,
- you included all other relevant documents.

If you have done all these things, it will officially start your case and give your application a case number. This is called issuing your application.

You will know that you have started your case successfully when the court sends you a Notice of proceedings. This document is like a letter and tells you when and where your first meeting (hearing) with a judge or magistrates will take place. This date is usually about 4-6 weeks ahead.

The court also sends you other documents. We will talk more about these in the next section.

## Top tips!

- Get organised!
- Write your case number on any letters, emails, documents or forms you send to the court. This way they will get linked up with your case. The case number is how the court is able to identify all the papers in your case. You will find your case number on any letters or documents about this case that you have had from the court.
- If you have a hearing coming up make sure you write the date of the hearing clearly on anything you send to the court – that way the court will know how urgent it is.
- Keep copies of any letters you send, emails sent and received and original letters received as well as court papers in date order in a folder.



How to  
apply for a  
parental  
responsibility  
order

# Who you need to tell about your application

There are certain people who have to be given a copy of your application. Anyone in this position is called a 'respondent'. In an application for a parental responsibility order, the respondents are everyone you believe has parental responsibility. This may just be the child's birth mother but in other circumstances could include a child's father, a second female parent or a step-parent.

If the child is subject to a care order this means there is a court order in place which puts the child in the care of the local authority. In this situation, the respondents are everyone with parental responsibility and everyone you believe had parental responsibility immediately before the court made the care order.

There are also other people – people who don't have parental responsibility – who you have to tell about your application for a parental responsibility order. So, for example, if the child is in the care of a local authority you have to tell them, if the child lives in a children's home or a refuge then you have to tell the organisation that runs it. You also have to tell everyone who cares for the child, for example, grandparents or other family members. You tell these people or organisations about your application by sending them a Form C6A which you will get from the court. You do not have to send them a copy of your application.

If you are not sure who should be a respondent, or who else you should tell about your application, phone the court office and ask.

## Who sends my application to the respondent(s)?

You must send each respondent a copy of your application form and the other documents the court sends to you. The court will include instructions with the paperwork to tell you when and how to do this.

The process of sending your application to the people who must see it or notifying those who must know about it is called 'service'.

You will need to send each respondent:

- A copy of your application
- C6 Form - Notice of hearing - this is the letter that tells everyone when the first hearing will be and where.
- C7 Form - Acknowledgement of service form - this is the form that the respondent(s) has to fill in and send to the court to say they know about your application.
- C6A Form - you may need to send this to certain people too, if for example, the local authority is looking after the child, the child is living with other relatives or in a refuge.

When you have sent all the paperwork to the respondent(s) and any other people who need to know about your application you need to tell the court you have done this.

You do this by using the C9 Form, which is also called a 'certificate of service' form, which the court will send to you with the other paperwork. In this form you need to list who you sent it to, the date you sent it and how you sent it, for example by first class post.

Who do I have to tell about my application?



# How to respond to an application for a parental responsibility order

If you have been sent an application for a parental responsibility order, the court calls you a 'respondent'. You need to read this section to find out what to do next. If you are the one applying for the order you can skip this section and go on to the next one.

Read through what you have been sent carefully. You should have at least 3 different forms:

- Notice of proceedings (Form C6) – this tells you the date, time and place of the first court hearing.
- Form C1 – this gives you information about the application.
- Acknowledgement (Form C7) – this is the form you use to tell the court that you have received the application. The legal term for this is 'acknowledgement of service'.

There are instructions on Form C7 telling you what you need to do. It asks

- for details about you (and your solicitor, if you have one),
- whether you disagree with the application,
- whether you want to apply for a court order yourself, and,
- if you think the child who the application is about has suffered or could be at risk of suffering violence or harm.

If the applicant says that the children have suffered or are at risk of suffering domestic abuse, violence or harm you will also get another form, form C1A. This form is called 'Allegations of harm and domestic violence'. There is a section at the back of this form for you to complete if you want to comment on the allegations. You may want to get legal advice about what to say on one or both of these forms (see [More help and advice](#) on [page 35](#)).

If the applicant has not filled in form C1A but you think the child(ren) have suffered or are at risk of suffering domestic abuse, violence or harm you should fill one in yourself and send it back to the court.

Once you have filled in form C7 (and C1A if necessary) take or send it to the court office. You should find the address of the court office on the forms you have been sent. You must do this within 14 days of the date when you were given the Notice of proceedings or of the postmark on the envelope if the Notice of proceedings was posted to you.

**How to respond to an application for a parental responsibility order**

## Forms and rules



To find any of the forms or guidance listed here just click on the name of the form. If you are reading a printed version of the guide, use the name to search online and it will come up at the top of the search results.

[C7 form](#) - this is also called an acknowledgement of service form. Use this form to tell the court you have received the application and you know about the hearing.

[C1A form](#) - to tell the court about any domestic abuse or harm to the child or you.

You might find court guidance useful.

[CB1](#) - This is court guidance on what to expect if you apply to the family court and which orders you can apply for.

[CB7](#) - This is court guidance for separated parents involved in the family court.

How to  
respond to an  
application  
for a parental  
responsibility  
order

# The first hearing (the First Hearing Dispute Resolution Appointment)

In this section we explain what happens at the first court hearing.

## Before the first hearing

In some cases you may be told to do something before you go to court for the first hearing; if so you will receive an order from the court. (An 'order' is a decision of the court.) For example, you may have to attend a Mediation Information and Assessment Meeting if you have not been to one, and the court decides that you have wrongly claimed to be exempt.

Before the Covid 19 pandemic, these types of hearings all took place in a court building. During the pandemic all hearings went online, using video calls or phone calls. It is likely that some hearings will continue to be what is often called 'remote' where the hearing is by video or phone. To read more about how remote hearings work take a look at [Court and tribunal hearings and Coronavirus \(Covid 19\)](#).

## The first hearing

The first hearing usually takes place about 4–6 weeks after you start your case. You must attend. If you don't turn up, the court can refuse your application or go ahead without you. If the respondent does not turn up, the court can go ahead as long as it thinks the respondent knew about the hearing. If neither of you attend, the court may refuse your application.

The hearing usually lasts between 30 minutes and 1 hour. You will meet a judge or magistrates and (usually) a Cafcass officer (in Wales, a Welsh Family Proceedings Officer). They will want to be clear about what you agree on and where you disagree. They will try and help you find a solution. ('Cafcass' is short for Children and Family Court Advisory and Support Service. You can find information about Cafcass and CAF/CASS Cymru in the box on [page 22](#).)

If the hearing takes place by video or phone call you will be sent a link by email beforehand to join the hearing at a set time.

The court will decide whether:

- your child should be involved in the proceedings, and if so how;
- it needs a report from Cafcass or CAF/CASS Cymru or from the local authority (if a local authority has been involved in your family's life);
- it needs expert evidence, for example, from a child psychologist;
- you and the respondent(s) must prepare and file a statement,
- a fact finding hearing should take place. This is a special hearing to allow the court to decide whether there is any truth in the allegations of domestic violence or abuse made by either of you. This kind of hearing will happen if the court considers that the allegations (if true) would be likely to affect the court's final decision and there is no other way of dealing with the case properly.

The first hearing

- to postpone (adjourn) the case, for example, to allow a Mediation Information and Assessment Meeting to take place or the opportunity to attend mediation;
- to arrange a Dispute Resolution Appointment or a final hearing; or
- to make a final order.



## The Children and Family Court Advisory and Support Service (Cafcass or CAFCASS Cymru)

There are two of these services; one in England and one in Wales. The service in England is called '[Cafcass](#)' which is short for the Children and Family Court Advisory and Support Service. In Wales the organisation is called [CAFCASS Cymru](#). Both organisations provide advice and support to help the family court and families make decisions in the best interests of children. A Cafcass officer (in Wales, a Welsh Family Proceedings Officer) - sometimes also called a Family Court Advisor - is a specialist social worker.

Cafcass has produced a useful video which you can find on YouTube called [Who is Cafcass and what do we do?](#)

### The first hearing

If the court cannot make a final order, it will make an order for directions. This is a list of instructions telling you and the respondent(s) what to do and when, and is how the court manages the case to make sure it makes progress. Make sure you write these down for yourself so you know what you need to do next and any deadlines. If you are unclear about anything, check with the court.

If possible, the court will give you a copy of the order it makes before you leave the courtroom. If there are things in it you do not understand, say so, politely. You should know if there is going to be another hearing in your case and the date, time and location of that hearing before you leave the court. If you don't, ask. . If the hearing is by video or phone call you can still ask about the details of the next hearing and make a note of them. You will then get the order by email at a later date.

## Who can come to the hearing?

The first hearing (and any later hearings in your case) will be held in private. This means that members of the public, friends and family members who are not respondents are not allowed into the actual court hearing. They will have to wait outside for you. However, that doesn't stop you bringing a friend or family member along to court with you for moral and practical support.

You can take someone into the hearing with you if you want them to act as your supporter but they will not be able to speak on your behalf. They will almost certainly need to tell the court who they are, and a little about themselves. They should have no involvement in the case. Tell the court as soon as possible if you want someone to take on this role. People who help litigants in person in this way are called McKenzie friends. You can find guidance explaining what McKenzie friends can and cannot do for '[Courts and Tribunals Judiciary McKenzie friends](#)' online. We also talk more about McKenzie friends in [A survival guide to going to court when the other side has a lawyer and you don't](#).

The court can ask your McKenzie friend to leave the room if they behave in a way that interferes with the court doing its job, for example, if they make loud comments.

The rules are the same if the hearing takes place remotely, by video or phone call. No-one else should be present in the room with you when the hearing begins and if you want a supporter to be there you need to ask in the same way as if you were at a court building. If the judge then agrees, your supporter can come into the room you are in for the hearing. If possible, you need to find a quiet and private space to be in when you join any remote hearing.

### Rules

For the relevant court rules on the first hearing - called the First Hearing Dispute Resolution Appointment - search online for '[Family Procedure Rules FHDRA](#)' and then go down the page to paragraph 14.1.

### The first hearing





## Frightened of meeting your ex at court or seeing them online during a remote hearing?

If you are worried about meeting your ex at court because they have been violent or abusive to you in the past, phone the court and tell them this. Ask them to make arrangements for you to wait for the hearing in a safe place. When you arrive at court, ask security to show you where to go. You can also ask them to help you leave the court separately from your ex, perhaps via a different exit, after the hearing.

[Support through Court](#) has volunteers based in some courts who may be able to help, for example, by accompanying you to and from a hearing.

If your hearing takes place remotely, by video or phone call, the court should ask you your views on what type of hearing would feel safer to you. Some people who have suffered domestic abuse prefer to have a hearing by phone or video call but others feel this enables the alleged perpetrator to see inside their personal space, making their home feel less safe.

The court will keep your email and mobile number private. The court should make sure that you are never left alone with the alleged perpetrator, be that in a court room, on a telephone line or in a video call.

If the hearing goes ahead with you joining by video or phone call, the court should explain to you how to blur your background to make it more neutral. Another option is to make your background as neutral as possible by moving things out of the view of the camera. You may be allowed to turn off your video or join by phone only so that the alleged perpetrator cannot see you. Another option is for the alleged perpetrator to be asked to join by phone only or turn off their camera.

It can be very helpful to have someone with you during your hearing, especially if you don't have a lawyer. If possible, ask someone to support you and make sure the judge approves this, either beforehand or just at the very start of the hearing.

If possible, it can be helpful to have someone on hand at the end of the hearing to hear about what happened, offer you support or help out with childcare, if needed.

# Dispute Resolution Appointment

If you are unable to reach agreement at the first hearing, it may be that the court will postpone (adjourn) the case to get a Cafcass report or to investigate allegations of domestic abuse. When this further information is available, the court may ask you to attend a Dispute Resolution Appointment. At this hearing the court will explore with you whether you and the respondent(s) can agree about parental responsibility, even at this late stage.

If you are unable to reach agreement, the court will order that the case is listed for a final hearing.

The court can do a number of things at a Dispute Resolution Appointment, for example:

- identify the key issue(s) that need to be decided and how far they can be sorted out at this hearing;
- consider whether your case can be dealt with and finished at this hearing;
- listen to the evidence as a way of resolving or narrowing down the areas of disagreement (the law calls these 'issues') between you;
- identify what evidence there is on the areas of disagreement which remain to be sorted out at the final hearing;
- give final case management directions. These can include instructions about what further evidence you must prepare, whether you must make a statement, and the date of the final hearing.



## Rules

For the court rules on Dispute Resolution Appointments search online for '[Family Procedure Rules DRA](#)' and then go down the page to paragraph 19.1.

Dispute  
Resolution  
Appointment

# The final hearing

In this section we explain what a final hearing is, what happens in it and how to get ready for it.

If you are going to court without the help of a lawyer take a look at [A survival guide to going to court when the other side has a lawyer and you don't](#) for lots more useful information. If you know your hearing is going to take place via video or phone call take a look at [Court and tribunal hearings and Coronavirus \(Covid 19\)](#).

The final hearing is when the court hears the evidence and makes a decision. But this only happens if you cannot reach an agreement yourselves. People often think that the judge or magistrates will run the hearing, ask the questions and unpick the evidence to get at the truth. They will help where they can (particularly if they think that you are struggling) but if it is your application, generally you have to be prepared to take the lead.

Courts vary in how they start a final hearing. The judge or magistrates may invite you to speak, or not. They may just expect you to start. If you are not sure what to do, just stand up and say something like, 'Would you like me to start now?' If you don't know their name, it is best to call a man 'Sir' and a woman 'Madam'.

In the room where the hearing takes place you sit in the front row. You usually stand up when you want to speak and sit down when someone else speaks. Sometimes hearings take place in rooms rather than in courts and you may not need to stand up when speaking. If in doubt about where you should sit, and whether to stand or sit when speaking, just ask the court.

You and the respondent will each have a chance to tell your story (the law calls this 'giving evidence'). You will have to make a formal promise to the court to tell the truth (the law calls this 'take an oath' or 'affirm'). Whoever is the applicant goes first and the respondent second. If the respondent is represented by a lawyer, then the lawyer will get them to tell their story by asking them questions. When they finish telling their story, you will usually get the chance to ask them questions. If the court thinks that your ex is a victim of abuse you might not be allowed to ask questions yourself. The court may ask you to write down your questions or find some other way of putting them to your ex. In any event the court will probably help by asking questions where necessary. When you ask questions, make sure they are questions and not speeches.



When you finish telling your story, the judge or magistrates (or the respondent's lawyer if they have one) can ask you questions. When someone asks you a question listen to it carefully and answer the question you are being asked. If you don't understand the question, say so and ask for it to be put in a different way.

If Cafcass or CAFCASS Cymru has prepared a report, the author of the report usually attends court for the final hearing. This will give you, the respondent and the court an opportunity to ask them questions about what the report says and the recommendations.

The court decides whether to make a parental responsibility order and explains the reasons for the decision. Sometimes this will not happen on the same day as the full hearing because the court needs more time to think about your case. In this situation you will be asked to come back to court another day. You won't have to wait too long, maybe another few weeks.

If your hearing has to take place remotely, via video or phone call it will obviously be quite different as you won't all be present in the same space together. This can mean the hearing takes a bit longer. The order in which things happen will be the same as if you are all in a court building. If you have this kind of hearing it is really important to prepare just as much as you would if it was in a court building. If you know your hearing is going to take place via video or phone call take a look at [Court and tribunal hearings and Coronavirus \(Covid 19\)](#). This is full of tips on how to prepare.



## What does the court take into account when making a decision?

The law explains what the court needs to take into account when making a decision about whether to grant a parental responsibility order. The court will consider the child's welfare above all else. You may hear lawyers call this the 'paramount consideration' test. This is about trying to decide, sometimes in difficult circumstances, what is in the child's best interests.

The law says that the court must assume that a child's welfare will be improved by having a parent involved in their life, unless there is evidence to suggest that parent might cause the child harm.

In practice the court will think about things like:

- the degree of commitment you have shown towards the child,
- how close you and the child are, and
- your reasons for applying for a parental responsibility order.

If you are the child's biological dad and can show commitment, a close relationship and proper reasons for applying, the court will usually grant you parental responsibility. If you are the child's mum, you need to consider carefully whether to object to parental responsibility if the dad can show those three things.

The final hearing

If you don't turn up to the hearing, perhaps because you are feeling sick with nerves, it will usually still go ahead. To avoid this, try and get a friend to go with you. If you don't go, it is likely that you will lose your case. If you have a good reason for not being able to get to court, it is really important that you phone the court office and ask them to get a message to the judge or magistrates explaining the reason. They will then know that you are not simply avoiding the hearing. If you are genuinely too ill to attend court, you will usually have to provide a letter from your doctor to confirm this.

### What do I have to do to get ready for the hearing?

- Make sure you have done everything the court has asked you to do.
- Make sure you have sent all the documents you were asked to send to the court.
- Make a note of what you want to say at the hearing so that you can refer to it. This will help you not to forget anything. You may think that what you want to say on the day will just occur to you at the time. But you cannot rely on this.
- Think about and plan the questions you want to ask.
- Get your papers organised.

### Top tips!

- You don't have to speak in legal language or long words – use plain English.
- Ask questions if you feel unsure about what is going on.
- The judge or magistrates are not 'for' or 'against' you; that is not their job. They will usually help or prompt you when necessary.
- Take notes of what the other person says. There may be a point you disagree with and having notes will help you to argue your case more convincingly.
- Take someone else with you to take notes for you when you are speaking. There will be times when you can't do both.
- In some courts a volunteer from from [Support Through Court](#) may be able to come with you.
- Take notes of the court's order at the end.
- Ask what the order means if you don't understand it.





# The process in pictures

Have a look at our route map. It is designed to give you an overall picture of what is involved in a typical application for a parental responsibility order. Even though your case may be different, we hope it makes the process seem a bit less daunting.

You will come across lots of new technical words. This is the jargon that lawyers and court staff use. We think there's no getting around it; you have to understand what it means too.

In the route map, we have put all the jargon in **red**. We then explain these words the first time they appear. Follow

the arrow to find out what they mean. You can also find them in **What does it mean?**

The story so far.... Rob and Beth have 2 children; one is 7 years old and the other is 5. Rob and Beth no longer live together and never married. Rob's name is not on the children's birth certificates. The children live with Beth and see their Dad regularly. Rob asked Beth to make a parental responsibility agreement but she refused.

This is a step by step description of how Rob applies for a parental responsibility order.



**Beth**



**Rob**

**START**

For information about how to find a family mediator, see [page 34](#).

**1** Rob finds a family mediator, asks about their charges and arranges a Mediation Information and Assessment Meeting with them.



MEDIA TOR



For information about Mediation Information and Assessment Meetings, see [page 10](#).

**2** The mediator invites both Beth and Rob to attend this meeting but Beth refuses to go. At the end of the meeting the mediator fills in the **FM1** form and gives it to Rob.



MEDIA TOR



The form that confirms you have attended a Mediation Information and Assessment Meeting or that you don't have to do this.


The process in pictures

**3** Rob fills in the **C1** form as fully as possible and signs and dates it.



The application form that starts the process of asking for a parental responsibility order.

**4** Rob makes 3 copies of the completed **C1** and **FM1** forms.



He needs the original application and FM1 for the court and copies of the application for: Beth, Cafcass, and, his own records.

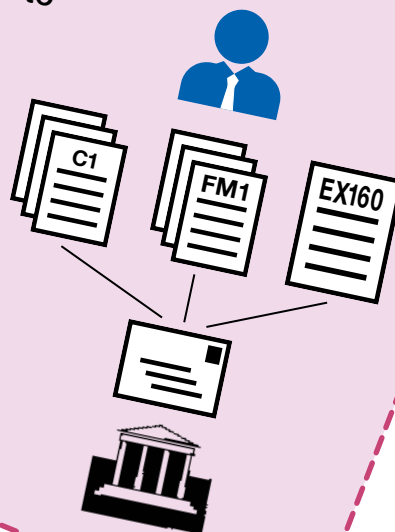
**5** Rob checks whether the family court charges a fee for this kind of application. He applies for help with fees.



For information about getting help with fees see [page 16](#). You can apply for help online or fill out a paper form - called EX160.

**6** Rob sends these documents to the family court:

- the completed **C1** form and 3 copies,
- the completed **FM1** form and 3 copies, and
- the completed form **EX160** - help with fees form.



The process in pictures

Officially start court proceedings

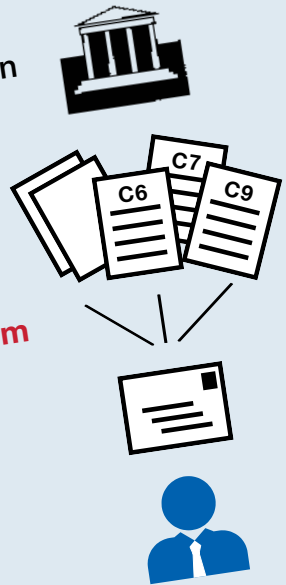
This tells you when and where the first hearing will take place.

This is the form someone receiving the application uses to tell the court whether or not they object to it.

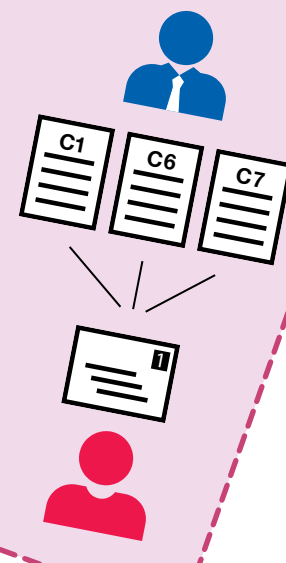
This is the form Rob uses to tell the court when he sent his application to Beth.

**7** The court **issues** the application and returns copies of his application to Rob together with:

- a **Notice of proceedings form (Form C6 or C6A)**,
- an **Acknowledgement form (Form C7)** and
- a **Statement of Service form (C9)**.




**8** Rob sends a copy of the **C1** form together with a **Notice of proceedings form**, and **Acknowledgement form** by 1st class post to Beth.



The process in pictures

**9** Rob fills in the **Statement of Service form (C9)**, makes a copy for himself and sends the original to the court.



**10** Rob and Beth go to the family court for the **First Hearing Dispute Resolution Appointment (FHDRA)**.




The first meeting where a judge or magistrates and (usually) a Cafcass officer (in Wales, a Welsh Family Proceedings Officer) will talk to both of you about what it is you cannot agree about.

These are instructions for how a case will be dealt with.

This is a written summary of the background to the disagreement, any recent events that have caused the court application and your view about what should happen in the future. You can find a template to help you write one by searching for [Form C120](#) online.

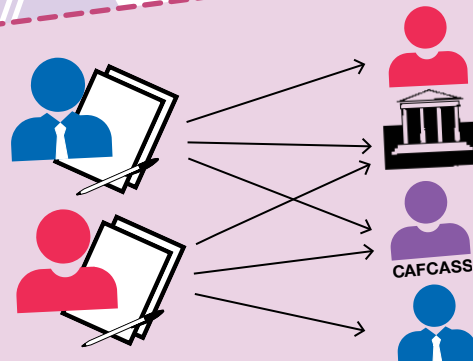
**11** Rob and Beth can't agree that Rob should have parental responsibility and so the court makes **directions** instead.

The court tells both Rob and Beth to write a **statement** setting out their views and gives them a deadline for doing this. The court also asks the **Cafcass officer** to prepare a report and make a recommendation. The court fixes a date for the next hearing which will be a **Dispute Resolution Appointment**.



A court hearing which takes place towards the end of the court's involvement in your case. It gives you another opportunity to see if you can sort out your disagreement with the help of a judge or magistrates.

**12** Rob and Beth write their **statements** and send them to the court, Cafcass and a copy to each other in good time before the deadline.



The process in pictures

**13** The **Cafcass officer** visits Rob and Beth separately, meets the children and writes a report recommending that Rob has parental responsibility.




**14** At the **Dispute Resolution Appointment** the court explains to Beth that the Cafcass report recommends that Rob should have parental responsibility. The court encourages Beth to agree the report's recommendation. Beth agrees.



**15** The court makes a parental responsibility order in Rob's favour.



**16** The court gives Beth and Rob a copy of the order before they leave court.



**FINISH**

The process in pictures



# More help and advice

## How to find a family mediator

Ask friends and family for a recommendation or your solicitor if you have one. Or use the [Family mediator search](#). It is fine to phone around, ask how much they charge and compare prices. If you follow up a recommendation check the name of the mediator on the Family Mediation Council website to be sure the person recommended is accredited.

## How to find legal advice

Ask friends and family for a recommendation. You can also search here:

- [Resolution](#) is a membership organisation for family lawyers and other professionals committed to the constructive resolution of family disputes. You can find good family law solicitors and mediators near you on their website.
- [Find a legal adviser or family mediator](#)
- [Find a solicitor in England and Wales](#)

The Royal Courts of Justice Advice Bureau may be able to help you if you:

- live in England or Wales,
- have a case in the Family Court, High Court or Court of Appeal, and
- are not already represented by a solicitor or barrister.

To book an appointment please check their website: [Royal Courts of Justice Advice Bureau](#) for latest appointment details.

Coram Children's Legal Centre offers a [Child Law Advice Service](#) where you can get free and confidential advice on specific questions you may have on family law and education law if you do not have legal representation.

The demand for the advice line is high, so they are only able to answer a limited number of calls. Therefore, make sure you read through the information on their website and only contact the support line with specific questions on the information provided. You can only get advice if you are a resident of England.

To contact them about a family law matter, call 0300 330 5480. Lines are available Monday-Friday between 8am-6pm. Calls will cost no more than calls to geographic (01 and 02) numbers and will be included in any inclusive minutes offered by your phone service provider.

They also offer a call-back service between 8.30am-5.30pm Monday-Friday. There is a charge of £25 for a 30 minute advice call and then an additional charge of an extra £10 for each additional 15 minutes.

## Help at court

Court staff may be able to explain court procedures and help you find a court form. They are not able to give you legal advice.

You can also search find for court forms here: by searching online for [court and tribunal forms](#).

The charity [Support Through Court](#) (previously the Personal Support Unit) supports people going through the court process without a lawyer. Volunteers offer a free and confidential service at some court buildings. You can look at their website to see if they have an office at your local court. The volunteers aim to help you manage your own case yourself. They cannot give legal advice or act on your behalf, but can offer practical help such as going to your hearing with you and supporting you with your forms.

They can also help you if your hearing is by video or phone, by talking you through the process and sometimes joining the hearing too. They run a free national helpline 03000 810 006, open Monday to Friday 9.30am - 4.30pm. This is a good place to start for information on what they can do to help you.

## Child contact centres

Child contact centres are neutral places where children of separated families can spend time with the parent they don't live with day to day and sometimes other family members, in a comfortable and safe environment. For more information, see National Association of Child Contact Centres: [National Association of Child Contact Centres](#)

## Domestic violence and abuse

Always dial 999 in an emergency.

For support or to discuss your options you can call the [National Domestic Violence Helpline](#) on **0808 2000 247** or in Wales, Live Fear Free on **0808 80 10 800**.

Both help lines are for anyone who is experiencing, or has experienced domestic abuse, or for anyone who is worried about domestic abuse happening to a friend, family member or colleague. It is free, confidential and the number will not show up on a BT telephone bill.

If you are a man and you or your children are affected by domestic violence or abuse you can contact the Men's Advice Line on **0808 801 0327**.

[The DYN project](#) provides support to men in Wales who are experiencing domestic abuse from a partner. You can contact them on **0808 801 0321**.

The [National Centre for Domestic Violence](#) provides a free, emergency injunction service to survivors of domestic violence regardless of their financial circumstances, race, gender or sexual orientation. You can contact them on: **0800 970 2070**. Alternatively you can text: NCDV to 60777 and they will call you back.

[Galop](#) runs a national helpline for lesbian, gay, bisexual and trans people experiencing domestic abuse. You can contact them on **0800 999 5428**.

You can find more information and support from:

[Refuge](#)

[Women's Aid](#)

[Welsh Women's Aid](#)

More help  
and advice

## Further information about your rights and places to get support

[Gingerbread](#) provides expert advice, practical support and other help for single parents on their website. Single Parent Helpline: **0808 802 0925**  
Mondays: 10am to 6pm, Tuesdays/  
Thursdays/Fridays: 10am to 4pm,  
Wednesdays: 10am-1pm and 5pm-7pm.  
The helpline is closed on all public holidays.

[OnlyMums](#) offers online support to parents going through divorce or separation. The site has a free web chat facility and email exchange service. OnlyMums and OnlyDads run the Family Law Panel, which links you up to specialist family law solicitors, barristers or mediators near you for a free initial conversation either on the phone or by email to help you work out how to go forward.

[OnlyDads](#) offers online support to parents going through divorce or separation. The site has a free web chat facility and email exchange service. OnlyMums and OnlyDads run the Family Law Panel, which links you up to specialist family law solicitors, barristers or mediators near you for a free initial conversation either on the phone or by email to help you work out how to go forward.

[MATCH - mothers apart from their children](#) is a charity that offers non-judgemental support and information to mothers apart from their children in a wide variety of circumstances. E-mail: [enquiries@matchmothers.org](mailto:enquiries@matchmothers.org). Helpline: **0800 689 4104** 9am- 1pm and 7pm-9.30pm, Monday - Friday.

[Family lives](#) is a national charity providing help and support in all aspects of family life. Their helpline can give information, advice, guidance and support on any aspect of parenting and family life. Family Helpline: **0808 800 2222** Monday to Friday 9am-9pm, Saturday and Sunday 10am - 3pm.



What does the legal jargon mean?

# What does it mean?

**Acknowledgement form (Form C7)** – the form a respondent uses to tell the court that they have received the application and whether or not they object to it.

**Allegation** – a claim that someone has done something wrong.

**Alternative dispute resolution** – this refers to ways of sorting out disagreements without going to court. It includes methods such as mediation and arbitration.

**Applicant** – the name given to someone who applies to a court for a court order.

**Application** – how you ask a court to do something.

**C1** – the application form that starts the process of asking for a parental responsibility order.

**Cafcass** – the Children and Family Court Advisory and Support Service. Cafcass operates in England.

**CAFCASS Cymru** – the Children and Family Court Advisory and Support Service Cymru. CAFCASS Cymru operates in Wales.

**Cafcass officers (sometimes also called family court advisors)** – are specialist social workers whose job is to help parents reach an agreement (where possible) and write reports for the court about the needs of children.

**Civil partners** – same or opposite sex couples that have entered into a civil partnership.

**Cohabitees** – opposite and same sex couples who live together and are neither married, nor civil partners.

**Confidential contact details Form C8** – The form you fill in if you don't want to reveal your contact details (your address, telephone number, email address) or the contact details of your child or children. Form C8 is just for the court – so they know where you are and how to get hold of you. The information you give on it will be kept secret unless the court orders differently.

**Court order** – an official decision by a court. In certain circumstances, courts can impose penalties if court orders are disobeyed.

(continued)

What does the legal jargon mean?

**Directions** – instructions about how a case will be dealt with.

**Dispute Resolution Appointment (DRA)** – this is a court hearing which takes place towards the end of the court's involvement in your case. It gives you another opportunity to see if you can sort out your disagreement with the help of the court.

**EX160** – the form you use to apply for help paying a court fee.

**File** – take or send legal forms or documents to a court.

**First Hearing Dispute Resolution Appointment (FHDRA)** – the court hearing which takes place at the beginning of the court's involvement in your case.

**FM1** – the form that confirms you have attended a Mediation and Information Assessment Meeting or that you don't have to do this.

**Hearing** – the name given to a meeting with a judge or magistrates.

**Issue** – officially start court proceedings.

**Litigant in person** – this is what the law calls you if you represent yourself in court proceedings without the help of a solicitor or barrister.

**Notice** – a notice is a bit like a letter. They are the way courts tell you what is going on and what you need to do next.

**Notice of proceedings** – this tells you that a court case has started and when and where the court hearing will take place.

**Order for directions** – this is a list of instructions telling you what to do and when.

**Parental responsibility** – all the rights and duties that go with being a parent.

**Parental responsibility order** – a court order that gives someone the legal rights and responsibilities of a parent.

**Party** – a person or group of people on one side in a dispute.

**Proceedings** – court action taken to settle a dispute.

(continued)



**Respondent** – this is the name given to the person or people you have to give a copy of your application for a court order. A respondent can then reply or ‘respond’ to your application.

**Serve** – delivery of court documents, usually by post. In some circumstances, the courts also allow delivery by email.

**Statement** – a written summary of the background to the disagreement, any recent events that have caused the court application and your view about what should happen in the future.

**Statement of Service form (C9)** – the form you use to tell the court when you sent your application to the respondent(s).

**Welsh Family Proceedings Officers** – are specialist social workers, working for Cafcass Cymru. Their job is to help parents reach an agreement (where possible) and write reports for the court about the needs of children.

What does  
the legal  
jargon mean?

The information in this guide applies to the law in England and Wales only. The information in this guide is correct at the date of publication. The law is complicated and does change. We have simplified things in this guide. Please don't rely on this guide as a complete statement of the law. We recommend you try and get advice from the sources we have suggested.

The cases we refer to are not always real but show a typical situation. We have included them to help you think about how to deal with your own situation.

**advicenow.org.uk**  
Making sense of the law and your rights

If you would like this guide in another format please email [guides@lawforlife.org.uk](mailto:guides@lawforlife.org.uk)

This guide was written and produced by [Advicenow](https://www.advicenow.org.uk) and updated thanks to funding from the Litigant in Person Support Strategy.

Advicenow would like to thank Advicenow would like to thank all those who provided advice and feedback on this guide, and in particular Jess Mant of Cardiff University.

**Published by Law for Life – August 2021**

This is just one of our guides to help you deal with family law problems. We have plenty more and most are free. Find them all at [www.advicenow.org.uk/help-deal-family-problems](https://www.advicenow.org.uk/help-deal-family-problems)



## Can you help us?

We hope you found this guide helpful. Can you support this guide with a donation? To donate just go to [www.advicenow.org.uk/donate](https://www.advicenow.org.uk/donate).

We are always trying to improve our service. If you have any comments on what you like or don't like about this guide please go to [www.advicenow.org.uk/feedback](https://www.advicenow.org.uk/feedback).

**lawforlife**  
Foundation for Public Legal Education

Advicenow is an independent, not for profit website providing helpful information on rights and legal issues ([www.advicenow.org.uk](https://www.advicenow.org.uk)).

Advicenow is part of Law for Life. Law for Life is a charity dedicated to ensuring that people have the knowledge, confidence and skills needed to deal with law-related issues.

Law for Life: the Foundation for Public Legal Education is a company limited by guarantee, registered in England & Wales no. 07695486. Charity no. 1143589. Registered office: 4th Floor, 18 St. Cross Street, London, EC1N 8UN.

